Measuring Intimacy Capability and Motivation and Their Correlates to Intimacy Behavior and Imagery

Hilda Speicher, Ph.D.
Albertus Magnus College
Colloquium Presentation, April 2, 2013
Albertus Magnus College

Who I Am

- Social Psychologist (MA & PhD at Univ. of Delaware)
  - Thesis & dissertation research focused on developing intimacy
- Pharmaceutical Marketing Research
- Center for Research, Education & Practice-National Alliance for the Mentally Ill
- Adjunct at Pace University downtown
- Full-time at Albertus since 2003
  - UG psychology day & evening programs, MA Art Therapy, MS in Human Services
  - “Research Nerd”
    - Co-advise Art Therapy MA thesis students, teach grad. Research methods
    - teach UG stats, experimental, social psy., close relationships, psy. & arts of prejudice
    - Co-founded Faculty Council on Student Research and annual Experiential Learning Day conference on campus

Today's Talk

- Primary Focus
  - Share findings of my research program on intimacy development
  - Introduce the measure I created for my dissertation work

    The "Speicher Trait Intimacy Capability & Intimacy Motivation" (STICIM)
- Secondary Focus
  - Share work on relationship of STICIM to various art assessment tools

Background: Hows & Whys of Intimacy Development

- Most people desire some level of intimacy
  - Across life-span
  - Across cultures
- Why is it so important to some, yet not to others
- How does it come so easily to some, but not to all

Importance of Intimacy

- Social Needs
  - Infant Attachment
    - Security
    - Learn about environment – care taker is model
  - Children & Adults – 6 major benefits social relationships
    - Attachment (security/comfort)
    - Social integration (shared interests/belonging)
    - Reassurance of worth
    - Reliable alliance (help available when needed)
    - Guidance
    - Opportunity for nurturance (feels good to care for others)

Importance of Intimacy

- In Absence of Social Relations Reduced Well-being
  - Loneliness
    - Emotional (Quality) - social relations are too superficial, lack intimate other
    - Social (Quantity) – not enough friends
    - 25% Americans lonely, 10% severe/persistent (Taylor, Peplau, & Sears, 2003)
  - Depression

Importance of Intimacy

- Intimacy & Well-Being
  - Psychological health (e.g. loneliness, depression)
  - Physical health
  - Satisfaction in relationships

Have addressed WHY people seek intimacy

Need to better understand HOW intimacy develops

- Number of theories

Major Theories of Relationship Development

- Social Exchange Theory
  - Try to maximize gains & minimize costs
  - Exchange social rewards (love, smiles, help)
- Adult Romantic Attachment (secure or insecure)
  - Depends in part on childhood attachment
  - Can change with experience
- Evolutionary Theory
  - Social behavior shaped by our ancestors' needs for survival of their genes
- Inclusion of Other in Self
  - Self & partner identities overlap
- Self-Disclosure Models
  - Explain mechanism of intimacy exchange & growth

Self-Disclosure Models

- Norm of Reciprocity
  - Social norm to return in kind what you have received
  - Match other's intimacy level and valence (neg/pos) or,
  - Slightly increase/decrease depending on goal
  - If SD intimacy very different, negatively evaluated
- Social Penetration Theory (Altman & Taylor)
  - Breadth vs. Depth
  - As relationship develops, SD for both increase
  - As SD increases, relationship develops

DEVELOPING INTIMACY

(Reis & Shaver, 1988)

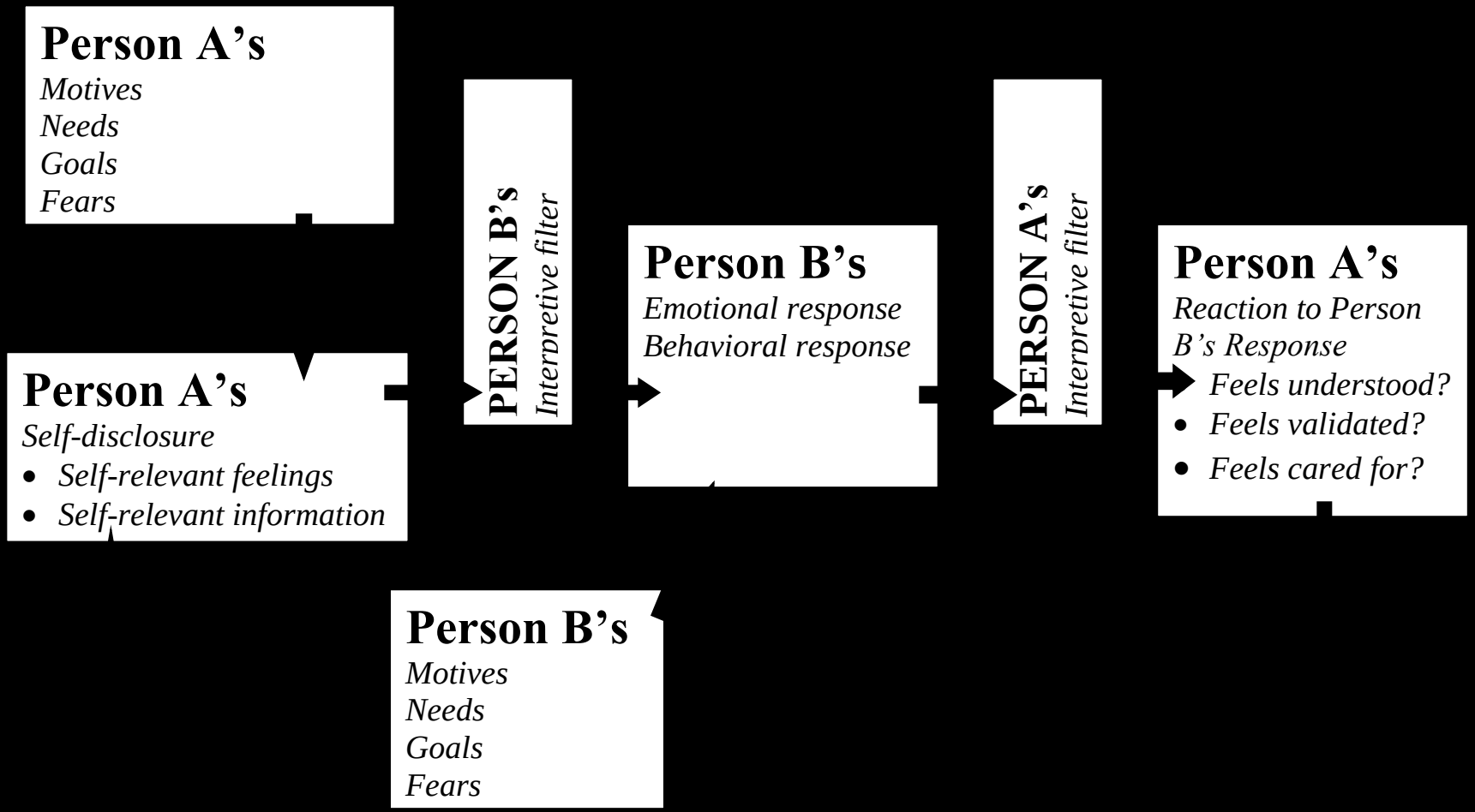

DEVELOPING INTIMACY

(Hilda Speicher, 1998)

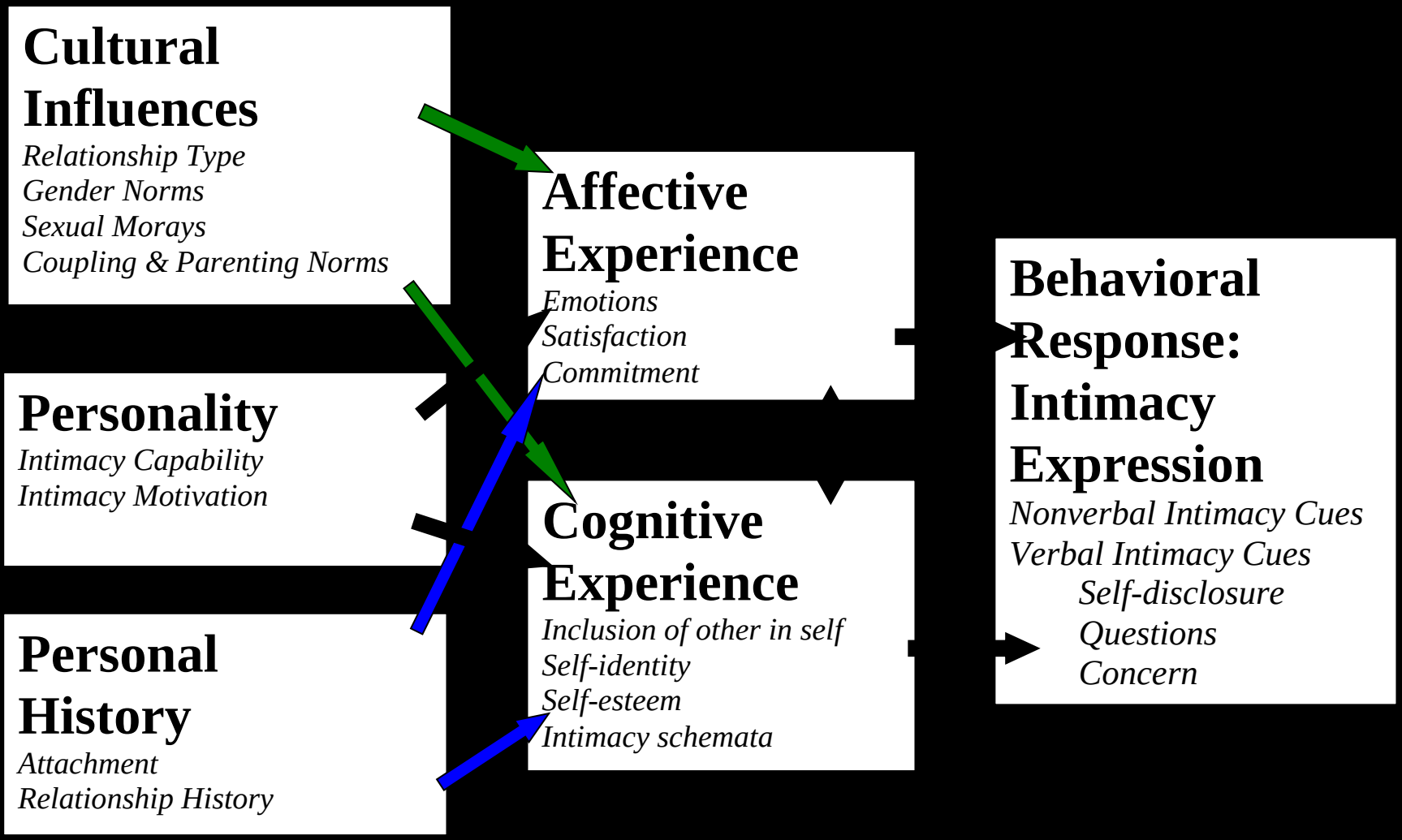

STICIM Development

STICIM = Speicher Trait Intimacy Capability & Intimacy Motivation

Goal – develop trait-like individual differences measure

- Current Measures
  - Are tied to specific relationships
  - Tap few components of intimacy
  - Don't assess individual differences
    - Exception = TAT intimacy motivation measure (however is projective, less reliable)
  - Don't differentiate between capability & motivation

STICIM Development

- First Step: What is intimacy?
  - Literature review suggested
    - Working definition
      - Experience of committed relationships involving communication, affection, and interdependence
    - 7 components identified

Being Known	Sexual Intimacy
Closeness	Trust
Interdependence	Warmth/Affection
Self-Disclosure	

STICIM Development

- Wrote 256 Items
  - 15+ each of 7 components for both IC & IM
  - Over 1/3 negatively worded
  - Affective, cognitive, behavioral items
  - IC – ability, beliefs, experience with intimacy
  - IM – desire for intimacy

STICIM Development

Instructions

"Following is a set of questions concerning how you feel about your interactions with other people. Please circle the number that best represents your response to each question, using the scale below."

- 6-point Likert-type scale
  - 1 = not at all true, 6 = very true

Sample IC Items

Warmth: ***Showing someone how you feel is not necessary in close relationships.***

Being Known: ***I am never truly myself with anyone.***

Self-disclosure: ***I disclose a lot to some people.***

Sexual Intimacy: ***Sex increases intimacy.***

Closeness: ***I feel threatened when others try to get close to me.***

Trust: ***I have no one to trust.***

Interdependence: ***There is at least one person for whom the way I feel affects how they feel.***

Sample IM Items

Warmth: *I desire the warmth of close relationships.*

Being Known: *I prefer it when others understand me.*

Self-disclosure: *I am usually not prepared to get in to intimate discussions.*

Sexual Intimacy: *I don't want to engage in sexual activity.*

Closeness: *I usually want to be with close others.*

Trust: *I hope for more trusting relationships.*

Interdependence: *I am happy to share my fate with others.*

Final STICIM Measure – 36 Items

Final structure of measure after multiple factor analysis studies (details in appendix at end of presentation)

- Intimacy Capability (IC)
  - Interdependence (Cronbach's alpha = .86)
  - Sexual Intimacy (.82)
  - Comfort with Intimacy (.79)
  - Trust (.76)
- Intimacy Motivation (IM)
  - Warmth Motivation (.83)
  - Sexual Desire (.85)
  - Trust Motivation (.78)

Demographic Mean Differences on IC Components (N = 812)

IC:	Interdependence		Sexual Intimacy		Comfort	Trusting
Sex						
Females	**5.07**	**4.30**		**4.66**	**5.26**	
Males		**4.49**	**4.55**		**4.34**	**5.03**
Rom. Rela. Exp.						
Yes		**4.95**	**ns**		**4.44**	**ns**
No	**4.12**	**ns**		**3.63**	**ns**	
Sexual History						
Yes		**4.72**	**4.06**		**4.35**	**ns**
No	**4.95**	**4.55**		**4.66**	**ns**	
Curr. Romance						
Yes		**5.32**	**4.52**		**4.76**	**5.25**
No	**4.38**	**4.25**		**4.33**	**5.10**	

Note. **Rom. Rela. Exp. = romantic relationship experience, Curr. Romance = currently romantically involved.**

Demographic Mean Differences on IM Components (N = 812)

	IM:	Warmth	Trust	Sexual Desire
Sex				
Females	**5.32**	**5.50**	**4.73**	
Males		**4.82**	**5.07**	**4.93**
Rom. Rela. Exp.		**ns**	**ns**	**ns**
Sexual History				
Yes		**ns**	**ns**	**4.73**
No		**ns**	**ns**	**4.98**
Curr. Romance				
Yes		**5.24**	**5.43**	**5.02**
No		**5.08**	**5.30**	**4.52**

Note. Rom. Rela. Exp. = romantic relationship experience.

Curr. Romance = currently romantically involved.

Relationship of Sex & Age to STICIM Scores

- Sex differences in previous charts are consistent with traditional sex-role norms
  - Females higher on all subscales except…
  - Males higher on sexual expression of intimacy & sexual desire
- Correlations show no meaningful relationship between Age and STICIM scores
  - Further support for STICIM measuring personality differences rather than learning

STICIM Validity Study #1

- Goal – Assess relation of STICIM scores to established relationship quality measures, psychological adjustment, & behavior
- Participants (N=161) – random Intro. Psych.
  - 97 Females, 64 Males
  - Age 17-27 (M=19)
  - 68% Caucasian
  - 92% Romantic relationship history
  - 50% Currently involved
  - 75% At least one sexual experience
  - 97% Heterosexual

STICIM Validity Study #1

- Materials
  - Personal Assessment of Intimacy in Relationships (PAIR; Shaefer & Olson)
  - Passionate Love Scale (PLS; Hatfield & Sprecher)
  - Miller Social Intimacy Scale (MSIS; Miller & Lefcourt)
  - Attachment (Hazen & Shaver)-3 categories model
    - Note the Experiences in Close Relationships (ECR) was not yet published—was being developed at about the same time
  - Fear of Intimacy (Descutner & Thelen)
  - Revised UCLA Loneliness Scale (Russell, Peplau, & Cutrona)

Correlation of STICIM with Other Intimacy Measures & Well-Being

	PAIR	PLS	MSIS	Fear Int.	Lonely
IC					
Interdep.	.40[a]	.34[a]	.55[a]	-.37[a]	-.30[a]
Sex. Int.	.04	.10	.06	-.05	-.00
Comfort	.30[a]	.13	.40[a]	-.31[a]	-.44[a]
Trust	.23[b]	.11	.22[b]	-.13	-.36[a]
IM					
Warmth Mot.	.39[a]	.41[a]	.38[a]	-.22b	-.41[a]
Trust Mot.	.22[b]	.44[a]	.32[a]	-.21c	-.31[a]
Sex. Desire	.19[c]	.19[c]	-.00	-.04	-.02

a=p≤.001, b=p≤.01, c=p≤.05

Conclusions – Validity Study #1

STICM is a valid measure of relationship intimacy for romantic and platonic relationships.

<u>Limitations</u>

- Young college students, lack of diversity
- All self-report measures
- Need to observe actual behavior

STICIM Validity Study #2

Goal – Determine if Intimacy Capability (IC) is related to intimacy behaviors, and physical and psychological well-being.

Procedure

- 10-minute acquaintance exercise (videotaped)
  - Each presents a recent positive event for discussion for 5 minutes
  - 39 pairs of same-sex strangers
    - Low IC pairs
    - High IC pairs
    - Mixed IC pairs (one low, one high)

STICIM Validity Study #2

<u>Videotapes Coded</u>

- Nonverbal behavior
  - torso orientation, head orientation, touch, lean, open-body, head nods, smiling, eye contact
- Verbal behavior
  - self-disclosure (SD), question intimacy, question frequency, pauses, short answers
- General Impression
  - Anxious, critical/negative, attentive, warm

STICIM Validity Study #2

Hypotheses

- Individual Level
  - High IC – more intimate, positively evaluated, healthy, and less depressed and lonely
- Dyadic Level
  - Female pairs more intimate than males
  - High IC pairs more intimate than mixed IC
  - Mixed IC pairs more intimate than low IC

Results

- Nonverbal & Verbal Communication Between Strangers
  - Typically own IC & sex interact with partner's IC to affect behavior
  - IC increases expression of intimacy during interactions for females more than males
  - High IC females
    - Increase intimacy with High IC partners
    - Decrease intimacy with Low IC partners

    Skilled at picking up on cues of partner & respecting their intimacy orientation

Results

- High IC males
  - Decrease intimacy with High IC partners
  - Increase intimacy with Low IC partners

  Seem to want moderate level of intimacy in interactions regardless of partner intimacy orientation

  Skilled at reducing uncomfortably high intimacy between males & increasing intimacy when partners are less skilled
- The pattern suggests High ICs are skilled at increasing/decreasing intimacy across situations in a manner consistent with sex-role norms for interpersonal relations

See Example Pairs

- Video Clips

Conclusions - STICIM Development & Validity Studies

- Capability & Motivation are distinct and independent aspects of intimacy (demonstrated through factor analyses)
- STICIM measures multiple components of intimacy
  - For IC: Interdependence, Sexual Intimacy Expression, Comfort with Intimacy, Trust
  - For IM: Warmth Motivation, Trust Motivation, Sexual Desire
- Sex differences small & reliable
  - consistent with sex-role norms
- STICIM predicts intimacy levels in romantic & platonic relationships
- IC predicts skill in negotiating intimacy with strangers, consistent with sex-role norms

Limitations of STICIM Studies

- Questionnaire Development
  - Despite efforts to diversify sample mostly Caucasian, young, college educated, heterosexual
  - Yet, STICIM scores didn't differ by race or age
- Validity Studies
  - Small sample, limited power
  - Ability to generalize from
    - college sample to population
    - lab study to natural settings

Does STICIM Predict Romantic Relationship Behaviors?

Participants

- N = 93
- College students for extra credit incentive
- Co-workers & acquaintances of graduate students
- Relationship duration 2 weeks--44 years
  - Casually dating self-describe as not currently involved

Participants

Demographics		
Sex	69% Female	31% Male
Age	83% 17-28	17% 29-66
Race	80% Caucasian	20% Other
Education	93% College +	7% high school
Sexual Orien.	91% Heterosexual	9% Other
Curr. Involved	74% Yes	26% No

Relationship Status

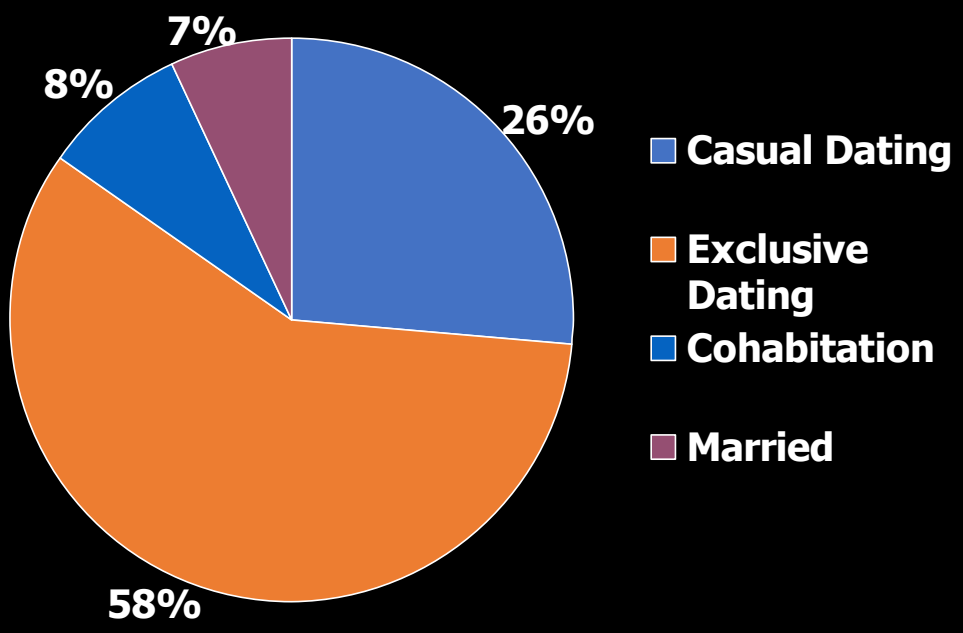

Materials

- Half-hour questionnaire
- Questions concerning behavior in romantic relationship
  - Nonverbal & verbal communication
  - Conflict resolution strategies
  - Relationship & self evaluations

Regression Analyses – 2 series

- Overall IC & IM or 7 individual subscales entered as one block
- Nonverbal
  - Hugging, kissing, holding hands, touching, sitting close
- Verbal
  - Expressing concern, saying “I love you,” discussing feelings, pet names
- Conflict Resolution
  - Compromise, don’t talk to each other, yelling/fighting, respect each other, discuss problem
- Relationship Evaluations
  - Satisfaction, affectionate, intimate, is “ideal model”
- Self-Evaluations
  - Affectionate, comfortable with intimacy

Intimacy Capability

- Nonverbal Behaviors
  - IC overall predicts
    - Hugging, kissing, holding hands, touching, sitting close
  - Subscales predict
    - *Interdependence*
      - Hugging, sitting close
    - *Trust*
      - Hugging, holding hands, kissing, touching

Intimacy Capability

- Verbal Behaviors
  - IC overall predicts
    - I love you, pet names
  - Subscales predict
    - *Interdependence*
      - I love you, pet names, expressing concern
    - *Trust*
      - I love you

Intimacy Capability

- Conflict Resolution
  - IC overall predicts
    - Compromise, don't talk to each other, yelling/fighting
  - Subscales predict
    - *Interdependence*
      - Compromise, respect each other
    - *Sexual Intimacy Expression*
      - Discuss problem, don't respect each other, don't talk to each other

Intimacy Capability

- Relationship Evaluations
  - IC overall predicts
    - Satisfaction, affectionate, intimate, is ideal model
  - Subscales predict
    - *Interdependence*
      - Satisfaction, affectionate

Intimacy Capability

- Self Evaluations
  - IC overall predicts
    - Comfort with intimacy in my relationships
  - Subscales predict
    - *Interdependence*
      - Comfort with intimacy in my relationships
- Currently Romantically Involved
  - Subscale - *Interdependence*

Intimacy Motivation

- Nonverbal Behaviors
  - IM overall predicts
    - Touching
- Verbal Behaviors
  - IM overall predicts
    - Expressing concern, discussing feelings
  - Subscales predict
    - *Trust Motivation* - Discussing feelings
    - *Warmth Motivation* - Expressing concern
    - *Sexual Desire* - Don’t say I love you

Intimacy Motivation

- Conflict Resolution
  - IM overall predicts
    - Compromise, discuss problem
  - Subscales predict
    - *Trust Motivation*
      - Compromise, discuss problem, respect each other

Intimacy Motivation

- Relationship Evaluations
  - IM overall predicts
    - Intimate
- Self Evaluations
  - IM overall predicts
    - Comfort with intimacy in my relationships

Summary of Findings

	INTIMACY CAPABILITY	INTIMACY MOTIVATION
Nonverbal	hugging, kissing, touching, holding hands, sitting close	touching
Verbal	I love you, pet names, express concern	express concern, discuss feelings don't say I love you (depends on subscale)
Relationship Evaluation	satisfied, affectionate, intimate, is ideal model	intimate
Self Evaluation	comfort w/intimacy	comfort w/intimacy
Conflict Resolution	discuss problem compromise respect each other, don't talk, don't respect, yelling/fighting (depends on subscale)	discuss problem, respect each other compromise

Conclusions

- IC good predictor of
  - Nonverbal & Verbal behaviors
  - Conflict resolution strategies
  - Positive relationship evaluations
  - Relationship status

- IM good predictor of
  - Verbal behavior
  - Conflict resolution strategies

Conclusions

- Both IC & IM self-describe as comfortable with intimacy, yet IC predicts more intimacy behaviors (verbal & nonverbal)

- For IM nonverbal, verbal, & conflict resolution behavioral patterns suggest people who are especially concerned with retaining or initiating contact

<u>Limitations</u>

- Self-report behavior
  - Bias & memory
- While diversity better than earlier studies, still predominantly young, Caucasian, college educated, heterosexual sample

STICIM Relationship to Art Assessment Tools

- Bird's Nest Drawing (BND)
  - Developed by Donna Kaiser
  - Being validated as a measure of attachment
  - STICIM also relevant to attachment
- Draw Your Relationship (DYR)
  - Developed by Hilda Speicher in 2012
  - STICIM shows a relationship to DYR

STICIM & Attachment & BND

- Adult Romantic Attachment
  - Secure & Insecure (anxious or avoidant)
  - Relationship with caregiver as an infant/child serves as model for relationships
  - Much research on adult romantic attachment
    - Attachment style can change with experience
    - Originally measured as agreement with statements to classify into attachment groups (Relationship Questionnaire; RQ)
    - More recently Experiences in Close Relationships (ECR) created – measures 2 dimensions: anxious & avoidant (people who are secure should score low on each)

STICIM & Attachment & BND

- Bird's Nest Drawing
- 11 Graphic Indicators
  - Secure Indicators:
    - Bird(s) present, bird family, environment, 4 or more colors, green dominant
  - Insecure Indicators:
    - Brown dominant, nest titled, nest lacks bottom, vulnerable, restarts/erasures, bizarre

STICIM & Attachment & BND

Research Goal—determine relationship between the three measures

- N=32 college students
- Age 19-54 (M=24.69, SD=7.20)
- Mostly female & Caucasian (87.5% each) heterosexual (96.9%)
- Currently Involved = 53.1%
  - Single (40.6%) dating (50%) cohabitating or married (9.4%)

Relationship of RQ Attachment to STICIM & ECR Attachment

- For the sample: RQ classification as secure =33%
- ANOVA analyses compared scores on ECR or STICIM across the 4 RQ attachment categories-4 categories model
  - ECR anxious related to RQ classification
  - ECR avoidant related to RQ classification
  - STICIM Trusting related to RQ classification

ECR Anxious by RQ Attachment

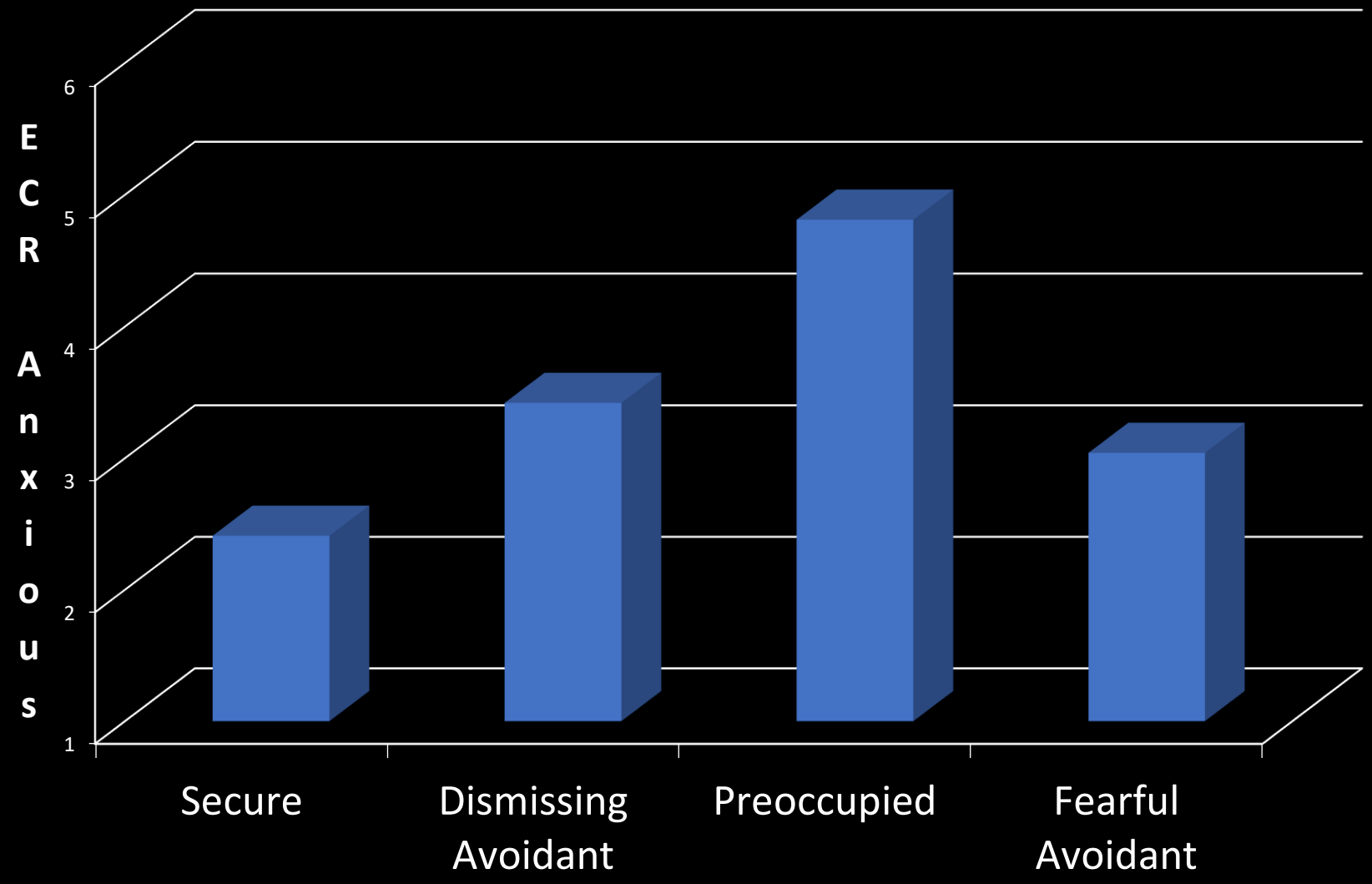

ECR Avoidant by RQ Attachment

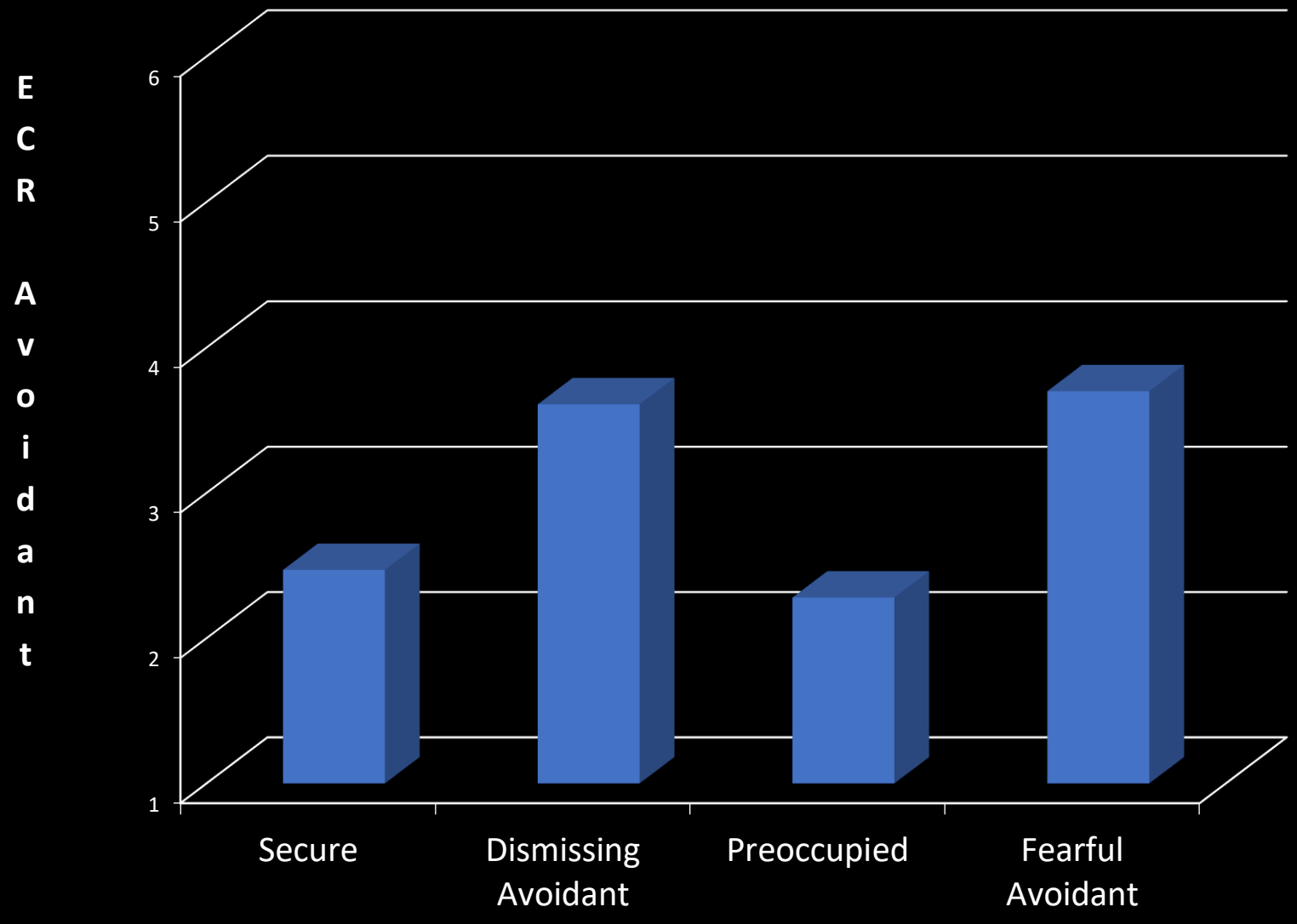

STICIM Trusting by RQ Attachment

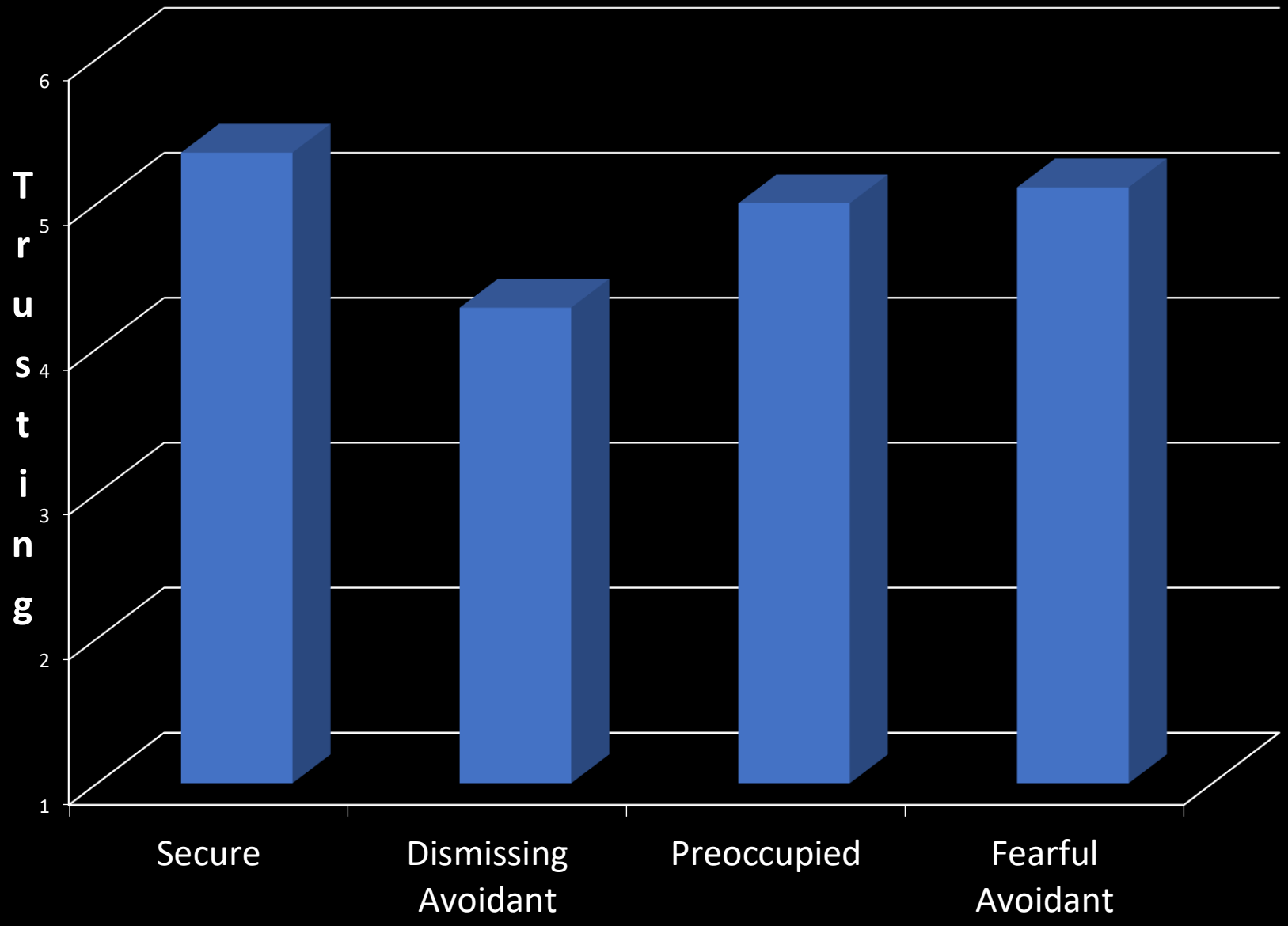

STICIM & ECR Attachment

- For the sample:
  - ECR anxious range 1.17-5.39 (M=3.15, SD=1.16)
  - ECR avoidant range 1.22-5 (M=3.15, SD=1.09)
- Correlation analyses show strong relationships between ECR avoidant & STICIM scales, but little relation between ECR anxious & STICIM
- Regression Analyses show STICIM scales predict ECR avoidant scores, but not ECR anxious scores

STICIM & ECR Avoidant Correlations

STICIM Scales	***r***
Interdependence	-.57
Sexual Intimacy	-.11
Comfort	-.61
Trusting	-.52
Warmth Motivation	-.55
Sexual Desire	-.23
Trust Motivation	-.46
IC overall	-.60
IM overall	-.52

STICIM Predicts ECR Avoidant

- Regression of all 7 STICIM scales onto ECR Avoidant (Beta coefficients) R^2=.63 p=.000
  - 3 Significant predictors: Sexual Intimacy (.60), Comfort (-.53), Warmth Motivation (-.42)

  ECR Anxious – nothing significant
- Regression of IC & IM overall onto ECR Avoidant -- R^2=.37 p=.001
  - 1 Significant predictor: IC (-.48)

  ECR Anxious – nothing significant

Summary of Relationship of STICIM to Attachment

- For RQ Attachment categories – only Trusting is related
  - Secures are more trusting
  - However, as expected both ECR subscales are related to RQ groups
    - Both RQ categories & ECR are measures of attachment, while STICIM is not
- For ECR
  - STICIM is related more strongly to ECR Avoidant than ECR Anxious

STICIM & BND (the projective measure of attachment)

- BNDs rated by 3 independent raters
  - Indicator present/indicator not present
  - Majority rules: if 2 or more raters rated as present it was scored as present
- Reliability (average kappa coefficients)
  - Most insecure reliabilities low or very low
  - Most secure reliabilities excellent

Reliability of BND Raters

(average kappa coefficients)

Graphic Indicator	*k*
Bird	0.91
Bird Family	1.00
Environment	0.73
4+ Colors	0.91
Green	0.98
Brown	0.41
Nest Tilted	0.52
Lack Bottom	0.64
Vulnerable	0.57
Restarts	0.89
Bizarre	0.30

Relationship of BNDs to ECR & STICIM

Compared (t tests) ECR scores across presence vs. absence for each of the 11 BND indicators

- ECR Anxious related to
  - Bird Family, 4+ Colors, Nest Tilted, Nest Vulnerable
- ECR Avoidant related to
  - Bird(s) present, Environment, 4+ Colors

Did same analyses for STICIM

- STICIM Comfort related to
  - Bird(s), Environment, Vulnerable
- STICIM Sexual Intimacy related to
  - Brown, Bizarre (opposite to what expected)

Differences in ECR and STICIM scores by BND Graphic Indicator Presence in Drawings

BND Indicator	Measure Related To	Present Mean	Not Present Mean	*p*
Bird(s)	STICIM Comfort	4.64	4.07	.06
	ECR Avoidant	2.71	3.38	.05
Bird Family	ECR Anxious	2.22	3.28	.04
Environment	STICIM Comfort	4.64	4.02	.04
	ECR Avoidant	2.66	3.48	.02
4+ Colors	ECR Anxious	2.75	3.74	.01
	ECR Avoidant	2.80	3.51	.06
Green	not dominant in ANY of the drawings			
Brown	STICIM Sexual Intimacy	3.97	5.13	.002
Nest Titled	ECR Anxious	3.65	2.95	.06
Lack Bottom	only ONE drawing lacked a bottom			
Vulnerable	STICIM Comfort	4.10	4.71	.06
	ECR Anxious	3.33	2.69	.08
Restarts etc.	only THREE restarts, erasures, etc.			
Bizarre	STICIM Sexual Intimacy	4.80	4.20	.08

Note. Independent t Tests one-tailed. Only significant and borderline results presented.

Secure BND



Less Secure BND

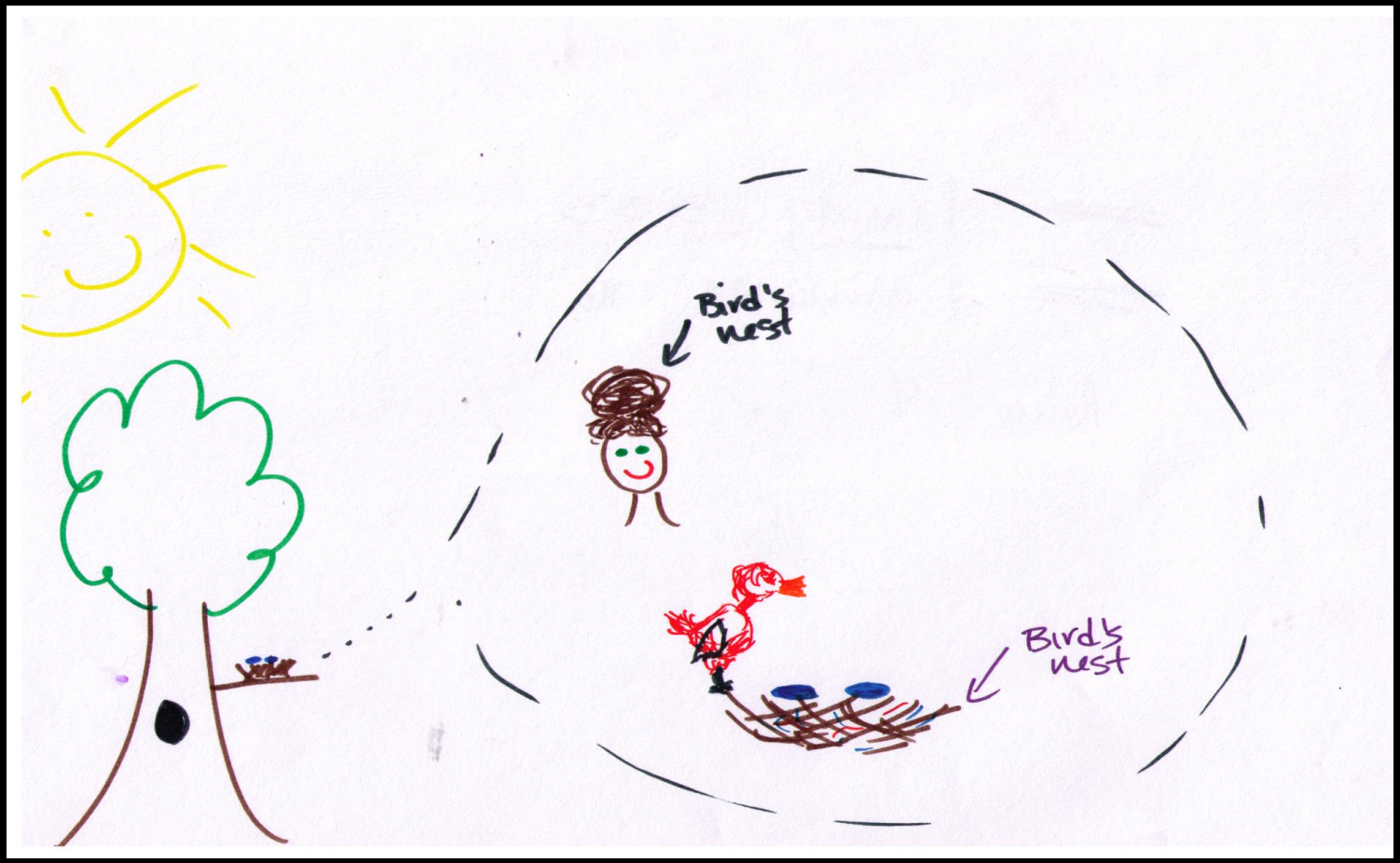

Insecure BND



Draw Your Relationship: A New Art Assessment Tool

- The DYR was developed to measure intimacy in relationships
- To validate the DYR, scores were compared to STICIM
- Hypotheses
  - IC scores would be more positively correlated to DYR scores than IM scores
    - Not a projection of fantasy & desire
  - Females will use more Detail in their drawings than males
    - More relationship oriented
    - As caregivers socialized to monitor others
    - Research shows better readers of NVB cues

Participants

- 23 college students for extra credit
- Female (78%), Caucasian (70%)
- Age 20-49 (M=26.61, SD=9.20)
- Heterosexual (83%)
- Currently involved (61%)
  - Duration 2 mos - 27 yrs (*M* = 4.4 yrs, *SD* = 8.08)
  - single (30%), dating (39%), cohabitating or married (30%)

Materials

- Art Supplies for the DYR
  - Most received 8-pack Crayola Markers Classic Colors
    - A few received 12-pack Sanford Mr. Sketch Washable Stix markers (because more showed up than expected)
  - One white 20 lb. sheet of 8-1/2 X 11 in. (21.59 X 27.94 cm) blank piece of paper
- DYR Art Assessment Measure
  - Instruction *"Draw a picture of your relationship. If you are not currently involved, then draw a picture of your most recent relationship."*

Materials

- DYR Graphic Indicators (1-5 rating scale)
  - # of colors
  - # bright/cheerful colors
  - # cool/dark colors
  - Detail
  - Environment present
  - Happy facial expression
  - Proximity (close or touching)
  - Face Orientation (facing each other)
  - Bizarre elements
  - Stick figures
  - Ground line depicted

Procedure

- DYR drawing before filling out the STICIM
  - To not bias drawing by asking about intimacy issues
- DYR ratings
  - 3 raters trained using sample drawings
  - Rater reliability excellent
  - Intra-class correlations ranged from .79 to .99
- Computation of DYR scores
  - Averages across the 3 raters calculated for each graphic indicator
  - Overall DYR score is the sum of all the positive indicators, minus the 3 negative indicators (dark colors, stick figure, bizarre elements)

Rater Reliability and Descriptives for Draw Your Relationship (DYR) Graphic Indicators

Indicators	***r***	***Min***	***Max***	***M***	***SD***
Colors	0.99	1.67	10.33	4.70	2.34
Warm Colors	0.99	0.67	7.00	2.45	1.59
Dark Colors	0.99	1.00	3.33	2.24	0.94
Detail	0.80	1.33	5.00	3.25	0.94
Environment	0.98	1.00	5.00	2.36	1.72
Facial Express.	0.91	1.00	5.00	3.79	1.04
Proximity	0.93	1.00	5.00	3.48	1.12
Face Orientation	0.86	1.00	5.00	3.20	0.91
Bizarre	0.79	1.00	3.67	1.89	0.87
Stick Figures	0.92	1.00	5.00	3.03	1.15
Ground Line	0.94	1.00	5.00	2.37	1.49
DYR Overall	--	7.33	34.33	19.33	8.49

Results & Conclusions

- Results
  - DYR overall & IC scores positively correlated (r=.31, p=.09, one-tailed) - BORDERLINE
  - DYR overall & IM scores not significantly correlated (r=.06)
  - Independent t test shows females used more Detail in their drawings (M=3.40, SD=0.87) than males (M=2.73, SD=1.06), t(20)=1.44, p=.08 (one-tailed) – BORDERLINE

- Conclusions
  - Despite small sample (low power) pattern of results suggest DYR is a valid measure of relationship intimacy variables
  - The greater relationship of DYR scores to IC compared to IM suggests the DYR is a good projective measure of intimacy skill, not simply a depiction of client desire or fantasy about their romantic relationship

Conclusions

- Limitations
  - Sample : small, not representative
  - Procedure: small number of participants had 4 more colors to draw with
- Strengths
  - Sample diverse in age & relationship status
    - Measure may be useful for measuring intimacy issues in clinical settings at various stages of relationships and personal development
  - High rater reliability suggests the DYR is easy to use, even for non-clinicians
- Future Research
  - DYR is worthy of further development & testing
  - Differences in capability vs. motivation must be explored
  - Additional validity studies are needed in academic & clinical settings

Higher on Intimacy Capability



Higher on Intimacy Capability



Mid-Range on Intimacy Capability



Lower on Intimacy Capability



Lower on Intimacy Capability



